

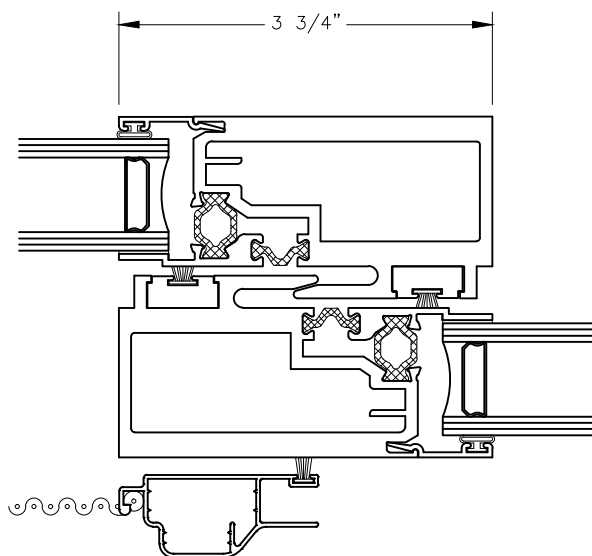
Sliding Glass Door - 4" Interlock Options



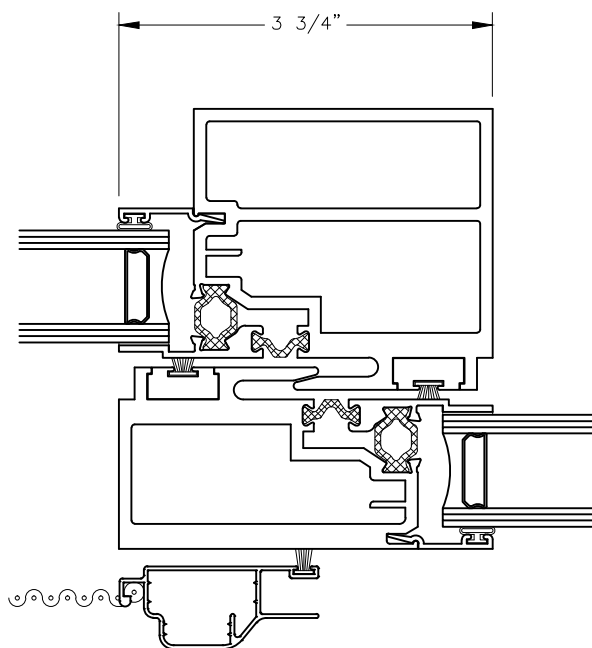
Series: GT0900 Manufacturing Code: GT0911

Drawing 1/2 Scale - For Custom Size Drawing Contact Graham

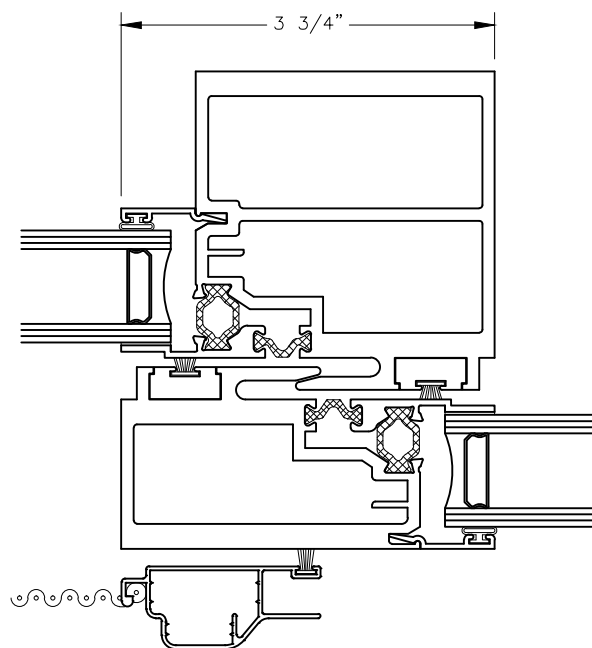
Note: Sealant Not Shown On Details. Refer To General Installation Instructions.



CW (Commercial Window)



AW-40 (Architectural Window)



AW-80 (Architectural Window)

Graham Architectural Products reserves the right to change, add, cancel, remove or otherwise modify the details illustrated without prior notice.

1551 Mt. Rose Avenue, York, Pennsylvania 17403-2909 717.849.8100 Toll Free: 800/755-6274

0824 - GT09.11

Web Site: www.grahamwindows.com